




HOW TO MUTATE FOOT SOLDIER:


1. Help the Ninja Foot Soldier become a mutant robotic ruffian.



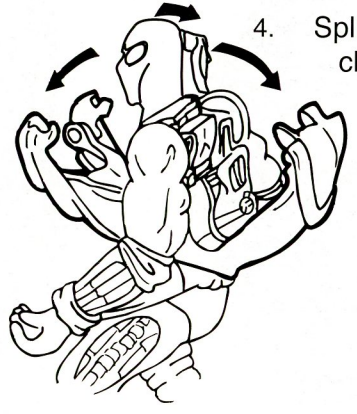
2. To reveal the sinister circuitry in forearms, hold forearms steady and rotate hands and ninja armor pads until the circuitry is revealed.



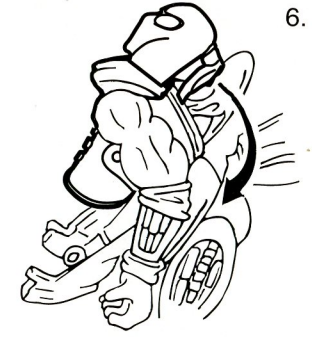
3. Next, gently unsnap ninja armor pads on legs and rotate down to reveal circuitry in the thighs.



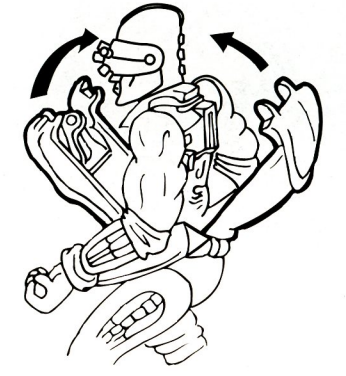
5. Lift the chest piece and rotate it in to reveal chest circuitry.



4. Split open the Foot Soldier's chest at the neck by pushing back on his head. Don't worry - you can't hurt the mindless foot fiend.



6. To complete the mutation, rotate his masked ninja head backward until head is exposed. Then close his chest.



7. The robotic ruffian is now ready to follow Shredder's every command. To help him become a Foot Soldier just reverse the above steps.



Please Note:

- Never force limbs into position. If parts don't fit comfortably or the shell does not close easily, you may have missed a step.
- Don't forget being a mutant master takes practice. The more you mutate, the better you become.

Ages 4 and up

Playmates ASST. NO. 53130
STOCK NO. 53141

Teenage Mutant Ninja Turtles® © 2003 Mirage Studios, Inc. Teenage Mutant Ninja Turtles®, Leonardo®, Michelangelo®, Raphael®, Donatello®, Splinter®, Shredder®, and Foot Soldier™ are registered trademarks of Mirage Studios, Inc. All Rights Reserved. PRINTED IN CHINA.

⚠ WARNING:
CHOKING HAZARD-Small parts.
Not for Children under 3 years.