

TEENAGE MUTANT NINJA TURTLES®

NINJA ACTION DONATELLO®

Hai! Ninja Action Donatello here! Please follow these instructions in order to help me cartwheel to a standing position! Then learn how to help me kick down the door to Shredder's secret lair!




1. First, line up both my arms and front shell (my plastron) with their small yellow lines.

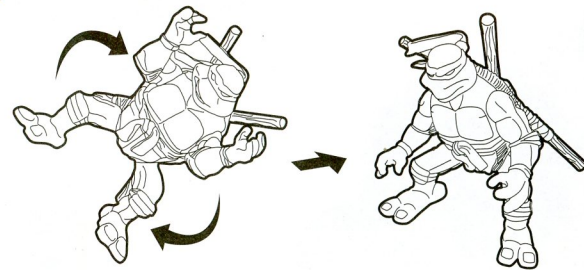
Age 4 and up

Playmates®


ASST. NO. 53150
STOCK NO. 53152



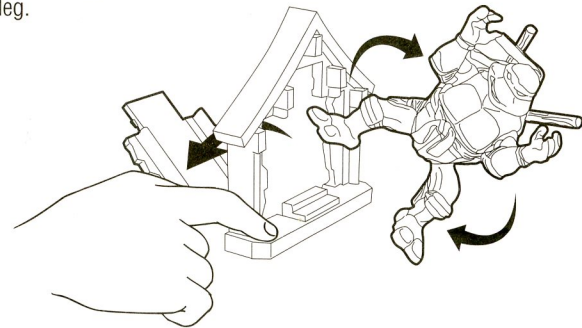
2. Now hold my feet flat on the ground and turn my back towards my right side so that my right wrist touches my right leg.



3. And then stand back as I twist upright and spring to my left! Watch as I cartwheel to a standing position - ready for any mission!



4. Next up is my first Ninja Action solo mission - breaking down the door to Shredder's lair! Please assemble the two-piece doorway and set it upright.



5. Position me just as you did in steps 1 and 2, placing my right side very close to Shredder's door. Hold the base of the doorway and watch me kick open the door!

Teenage Mutant Ninja Turtles® © 2002 Mirage Studios, Inc. Teenage Mutant Ninja Turtles®, Leonardo®, Michelangelo®, Donatello®, Raphael®, Splinter®, Shredder®, and April O'Neil® are registered trademarks of Mirage Studios, Inc. All Rights Reserved. PRINTED IN CHINA.



WARNING: CHOKING HAZARD
Small parts. Not for Children under 3 years.