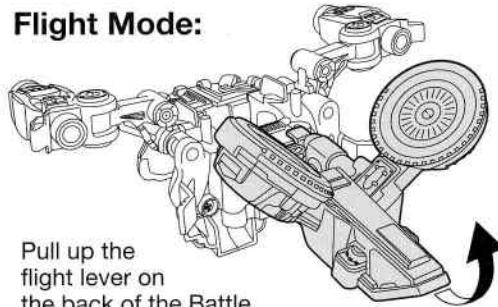


nickelodeon


# TEENAGE MUTANT NINJA TURTLES™

## RAPHAEL WITH GROUND POUNDER BATTLE SHELL

### Flight Mode:



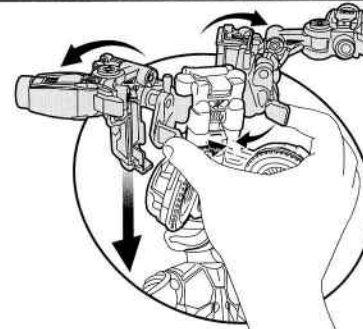
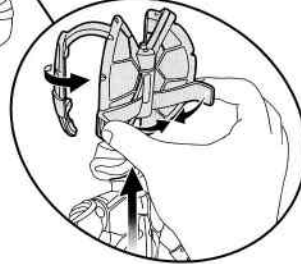
Pull up the flight lever on the back of the Battle Shell for flight mode.



### To Mix and Match Shells:




1. To snap the Turtle Shell or Battle Shell on the figure, squeeze the tabs together on the back of the shell until the shell is fully open. You may need another finger to help press the shell center tab to the left to open Turtle shell.



2. Place the shell over the top of the Turtle figure, to position around the Turtle's body. (For best result, arms should be straight at sides.)

### Mix and Match Battle Shells fit any Battle Shell Turtle Figure



3. Once the shell is in place around the Turtle figure release the tabs until the shell is fully closed.\*

\*Press to close the front shell halves tightly together.

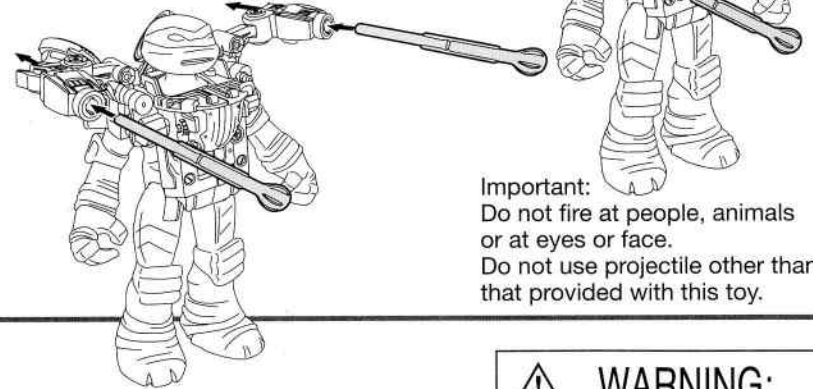
### Battle Mode:

1. To prepare for battle, pull down the mech weapons to lock them in position.



2. To initiate battle mode, press the buttons on the shoulders to deploy mech weapons.

3. Insert projectiles into launchers as shown.



4. Flick the back of the projectiles to launch. (Note: One projectile is spring loaded and the other is launched by finger flick.)

Important:  
Do not fire at people, animals or at eyes or face.  
Do not use projectile other than that provided with this toy.

Ages 4 and up  
Asst. #91840  
Item #91844

Playmates  
TOYS

©2015 Viacom International Inc. All Rights Reserved. Nickelodeon, TEENAGE MUTANT NINJA TURTLES and all related titles, logos and characters are trademarks of Viacom International Inc.  
©2015 Playmates. Playmates International Company Ltd.  
23/F, The Toy House, 100 Canton Road, TST, Kowloon, Hong Kong. PRINTED IN CHINA.

For more detailed instruction information visit  
[www.Playmatestoys.com](http://www.Playmatestoys.com)

**WARNING:**  
CHOKING HAZARD- Small parts.  
Not for Children under 3 years.