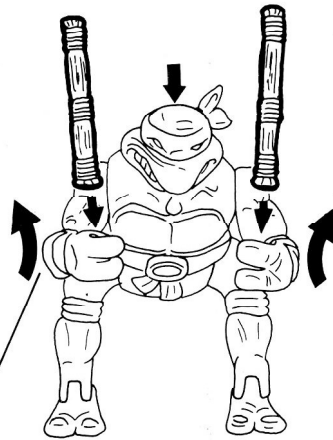
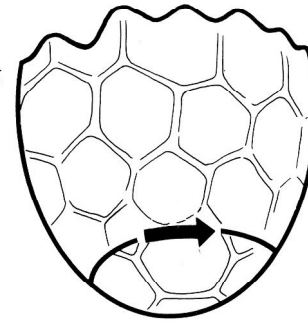




Hey, Dudes, I don't mind a splittin' headache, so wind me up, step back, and get ready for my explodin' Kowabunga Crakin' Egg to unleash me into an awesome Battle Ready Mutant!

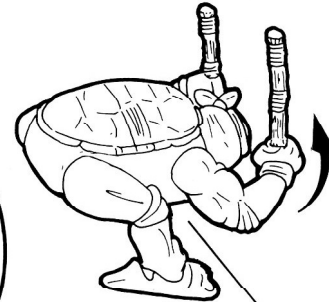


1. Gently push down on Donatello's head while holding his feet to compress him at the waist as shown. Place Bo in his hands, and make sure hands are pointed forward.

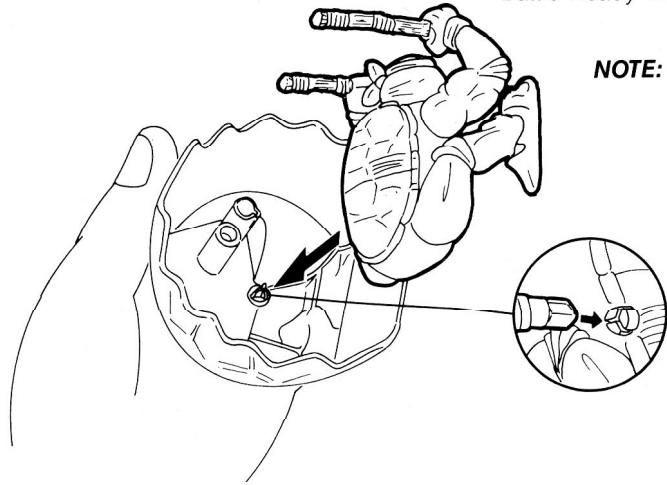
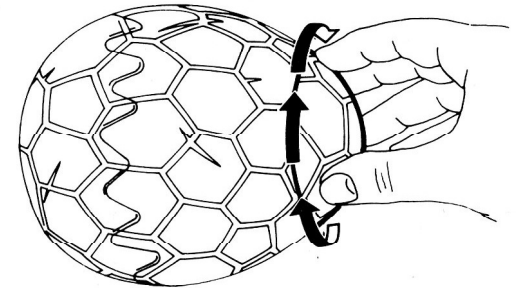


2. While holding the Left Half of Egg Shell, rotate the Radical Rotatin' Ninja Egg Knob one half turn in a clockwise direction.

**NOTE: Move arms backward before start.**

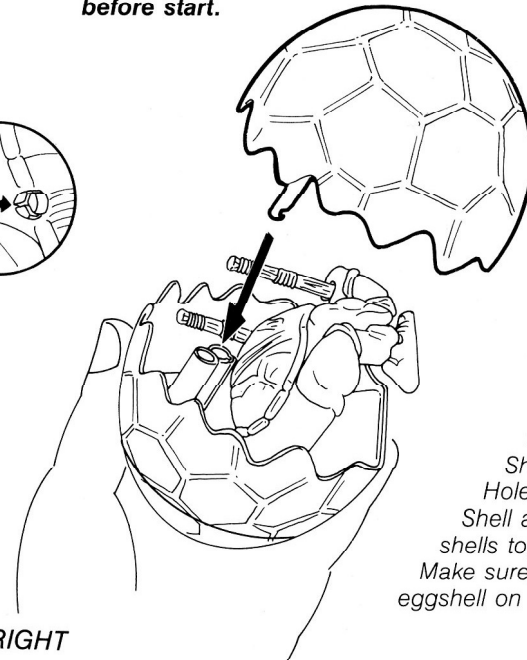


**NOTE: Make sure arms are clear of legs after compressed, move arms backward if necessary**



3. While holding Donatello in a compressed position, carefully place him inside the Left Half of Egg Shell as shown. Make sure the slot on figure's body left is inserted with the key on the Left Half of Egg Shell as shown.

4. Repeat step 2 and 3 if the slot on figure's left side does not line up with key on Left Half of Egg Shell.



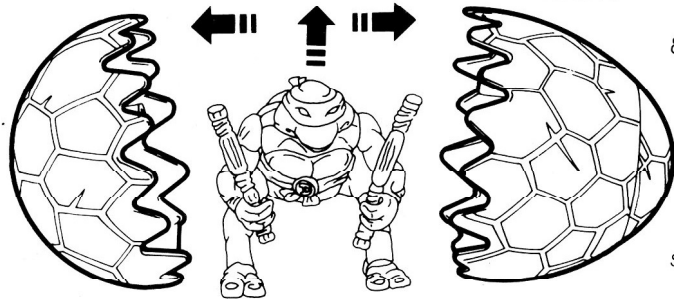
5. Locate the Pin on the Right Half of Egg Shell and insert into the Hole on the Left Half of Egg Shell as shown. Close the two shells together until they lock. Make sure not to close the eggshell on your fingers!

6. Wind up the Radical Rotatin' Ninja Egg Knob in a clockwise direction as shown. Continue to turn the knob until you hear a "heavy" clicking sound. CAUTION. Do not over wind.

7. If no winding occurs, turn the Radical Rotatin' Ninja Egg Knob in counter-clockwise direction to open the egg. Repeat steps 2-6.

LEFT

RIGHT



8. While holding the Radical Rotatin' Ninja Egg Knob, place the Crackin' Egg on a smooth flat, hard surface, let go of the egg and wait for Donatello to come exploding out ready for some Bo Breakin' Ninja action.

Eggcellent! There's nothin' better than bustin' out of my egg, ready to fight the Foot. Team me up with Michaelangelo, Raphael, and Leonardo, and release us into eggciting, eggsplooding action against the Foot Yolks. This taste of Teenage Turtle Terror will whip them into scrambled eggssile.

Notes:

1. If the egg shell halves will not stay closed, turn the knob one click counter clockwise.
2. Do not overwind the egg when the egg is closed.
3. To open the shells without winding the egg, turn the knob counter clockwise until it opens.

ASST. NO. 3480  
STOCK NO. 3481  
AGES 4 AND UP  
**Playmates**